

# Plug-In Frequency Mixer

# ASK-1-X65+ ASK-1-X65

Level 7 (LO Power +7 dBm) 1 to 600 MHz



CASE STYLE: X65

## Maximum Ratings

Operating Temperature	-40°C to 85°C
Storage Temperature	-55°C to 100°C
RF Power	50mW
IF Current	40mA
Permanent damage may occur if any of these limits are exceeded.	

## Pin Connections

LO	1
RF	4
IF	5
GROUND	2,3,6

## Features

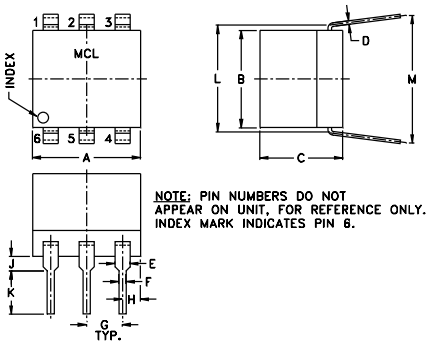
- low conversion loss, 5.58 dB typ.
- good L-R isolation, 35 dB typ.

## Applications

- HF/VHF/UHF
- FM radio
- federal & defense communications

**+RoHS Compliant**  
The +Suffix identifies RoHS Compliance. See our web site for RoHS Compliance methodologies and qualifications

## Outline Drawing



## Outline Dimensions (inch/mm)

A	B	C	D	E	F	G
.30	.27	.23	.010	.042	.020	.100
7.62	6.86	5.84	0.25	1.07	0.51	2.54
H	J	K	L	M	wt	
.05	.04	.11	.300	.35	grams	
1.27	1.02	2.79	7.62	8.89	0.50	

## Electrical Specifications

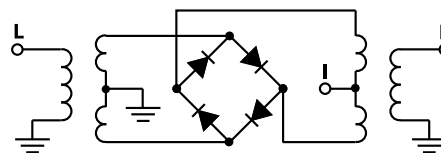
FREQUENCY (MHz)	CONVERSION LOSS (dB)	LO-RF ISOLATION (dB)			LO-IF ISOLATION (dB)			IP3 at center band (dBm)										
		L	M	U	L	M	U											
1-600	DC-600	5.58	.06	7.0	8.5	50	30	35	25	30	20	45	35	30	20	25	15	14

1 dB COMPR.: +1 dBm typ. L = low range [ $f_1$  to  $10 f_1$ ] M = mid range [ $10 f_1$  to  $f_1/2$ ] U = upper range [ $f_1/2$  to  $f_1$ ]  
 $\bar{X}$  = Mid-Band Max. Total Range Max. m = mid band [ $2f_1$  to  $f_1/2$ ]

## Typical Performance Data

Frequency (MHz)		Conversion Loss (dB)	Isolation L-R (dB)	Isolation L-I (dB)	VSWR RF Port (:1)	VSWR LO Port (:1)
RF	LO	LO +7dBm	LO +7dBm	LO +7dBm	LO +7dBm	LO +7dBm
1.00	31.00	5.34	41.73	40.78	1.15	3.01
5.00	35.00	5.14	43.83	48.03	1.12	2.92
10.00	40.00	5.10	44.31	49.23	1.10	2.87
20.00	50.00	5.10	43.27	47.31	1.09	2.86
50.00	80.00	5.07	41.89	43.53	1.08	2.67
100.00	70.00	4.98	41.22	41.32	1.08	2.75
124.93	94.93	5.07	40.40	38.91	1.06	2.68
166.24	136.24	5.14	40.04	37.11	1.04	2.68
207.55	177.55	5.19	39.72	36.06	1.03	2.64
228.21	198.21	5.11	39.43	34.77	1.01	2.61
269.52	239.52	5.17	39.11	33.40	1.03	2.72
310.83	280.83	5.34	38.68	32.44	1.06	2.70
352.14	322.14	5.31	36.90	31.98	1.10	2.84
372.79	342.79	5.36	34.94	31.09	1.15	3.08
414.10	384.10	5.33	33.57	31.83	1.20	3.20
455.41	425.41	5.57	32.53	31.14	1.26	3.16
496.72	466.72	5.67	30.97	29.46	1.31	3.29
538.03	508.03	5.75	30.78	28.57	1.34	3.28
558.69	528.69	5.72	29.47	27.11	1.40	3.48
600.00	570.00	5.82	28.98	25.59	1.47	3.57

## Electrical Schematic

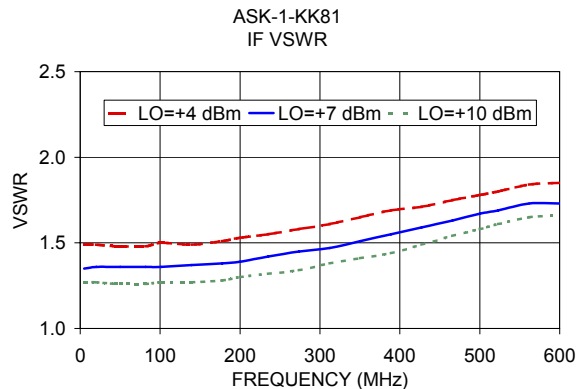
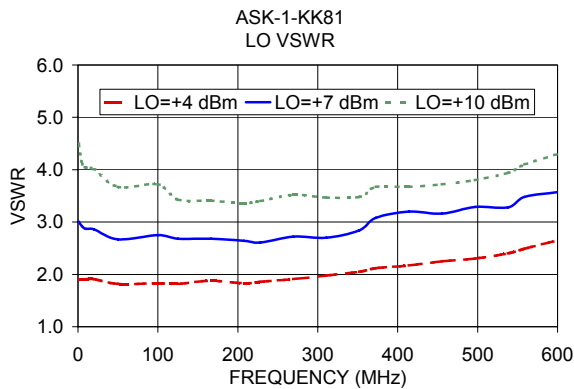
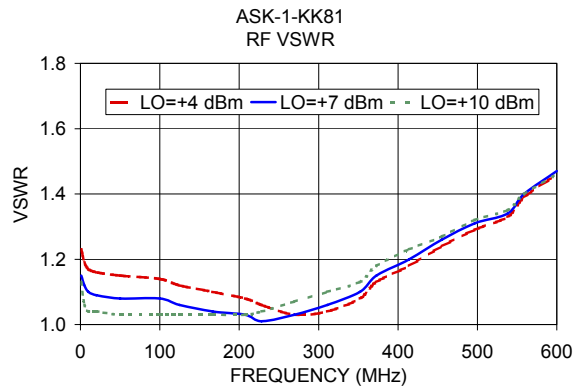
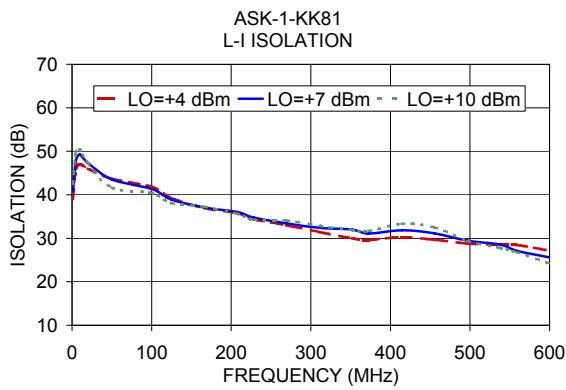
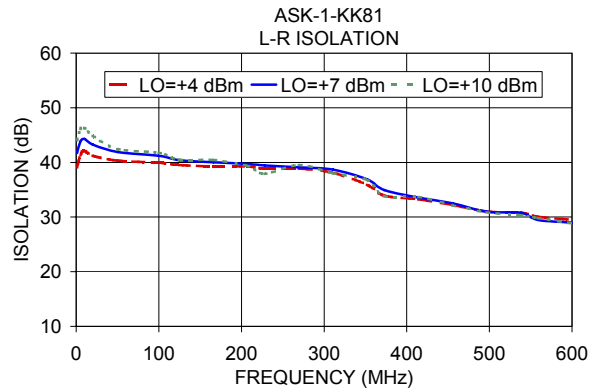
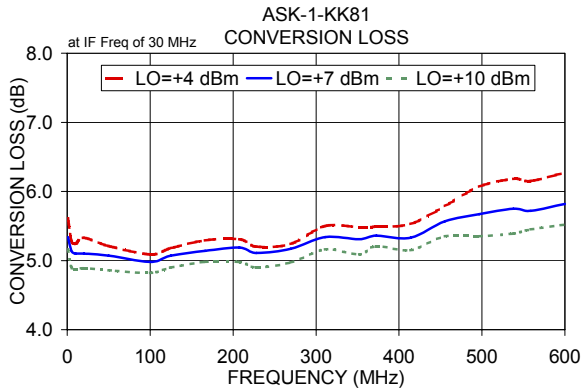


### Notes

- Performance and quality attributes and conditions not expressly stated in this specification document are intended to be excluded and do not form a part of this specification document.
- Electrical specifications and performance data contained in this specification document are based on Mini-Circuit's applicable established test performance criteria and measurement instructions.
- The parts covered by this specification document are subject to Mini-Circuits standard limited warranty and terms and conditions (collectively, "Standard Terms"); Purchasers of this part are entitled to the rights and benefits contained therein. For a full statement of the Standard Terms and the exclusive rights and remedies thereunder, please visit Mini-Circuits' website at [www.minicircuits.com/MCLStore/terms.jsp](http://www.minicircuits.com/MCLStore/terms.jsp)



## Performance Charts



**Notes**

- A. Performance and quality attributes and conditions not expressly stated in this specification document are intended to be excluded and do not form a part of this specification document.
- B. Electrical specifications and performance data contained in this specification document are based on Mini-Circuit's applicable established test performance criteria and measurement instructions.
- C. The parts covered by this specification document are subject to Mini-Circuits standard limited warranty and terms and conditions (collectively, "Standard Terms"); Purchasers of this part are entitled to the rights and benefits contained therein. For a full statement of the Standard Terms and the exclusive rights and remedies thereunder, please visit Mini-Circuits' website at [www.minicircuits.com/MCLStore/terms.jsp](http://www.minicircuits.com/MCLStore/terms.jsp)